




PROPOSED TIMBER TRIM TRAIL COMPRISING OF -
 Sloping Balance Walk
 Suspension Bridge
 Log Snake
 Log Roll
 Crawl Net
 Stepping Log
 Sloping Balance Walk
 Burma Bridge
 Log Snake Weaver

PROPOSED LAYOUT PLAN
 Scale 1:200 @ A3

General Notes

All measurements are in millimeters unless otherwise specified
 Do not scale off this drawing

-  DENOTES GRASS MAT SAFETY SURFACING
-  DENOTES MINIMUM USE ZONE
-  DENOTES EXISTING TARMAC TO BE REMOVED AND REINSTATED WITH TURF

B	Trim Trail revised. Cantilever Swing removed.	27/05/2015	RC
A	Preliminary	19/02/2015	RC
Rev	Detail	Date	Initial

Vita...play
Where the fun begins
 Vita Play Limited
 The Cabin, Vale Farm, Pitt,
 Winchester, SO22 5QW
 Tel: 01962 620874
 Email: info@vitaplay.co.uk

Welshmill Park Play Area
 Frome Recreation and Open Ground Supporters

Drawing No.	VITA_456	Drawn by	RC
Date	27/05/2015	Checked by	AW
Scale	1:200 @A3	Revision	B